

CREWSAVER MARINE IMMERSION SUIT DONNING INSTRUCTIONS

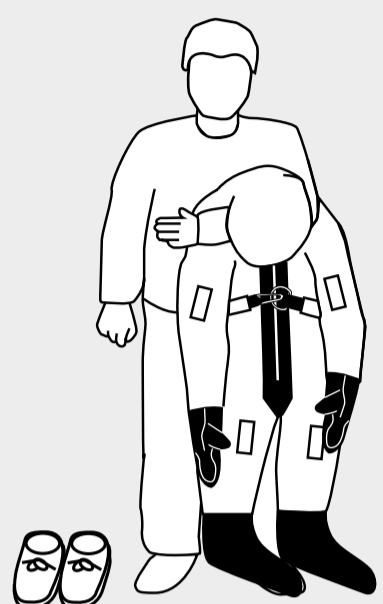
SUITABLE FOR 8800, 8808 AND 8810

1.



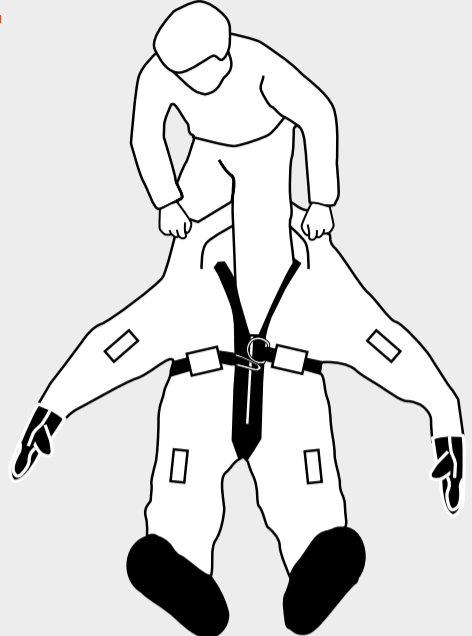
REMOVE SUIT FROM ITS VALISE BAG AND UNZIP

2.



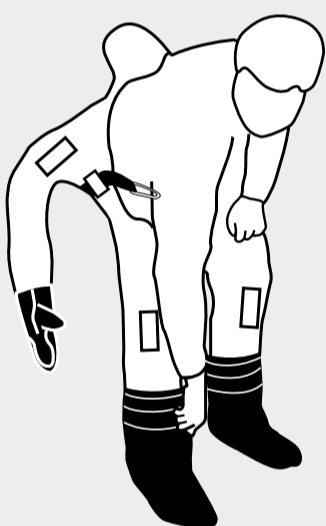
REMOVE SHOES IF POSSIBLE

3.



DON THE SUIT LEGS FIRST

4.



TIGHTEN THE ANKLE STRAPS

5.



INSERT FIRST ARM, FOLLOWED BY THE OTHER

6.



PUT ON THE HOOD AND FULLY CLOSE THE ZIP

7.



PULL SEAL AWAY FROM FACE, SQUAT TO REMOVE EXCESS AIR AND CLOSE FACE FLAP

8.



CONNECT LIFTING STROP FIXTURES ACROSS CHEST

9.



FIT ATTACHED OUTER GLOVES WHERE INCLUDED. YOU ARE NOW READY TO EVACUATE



Immersion suits without a buoyancy pillow must be worn with an approved lifejacket

